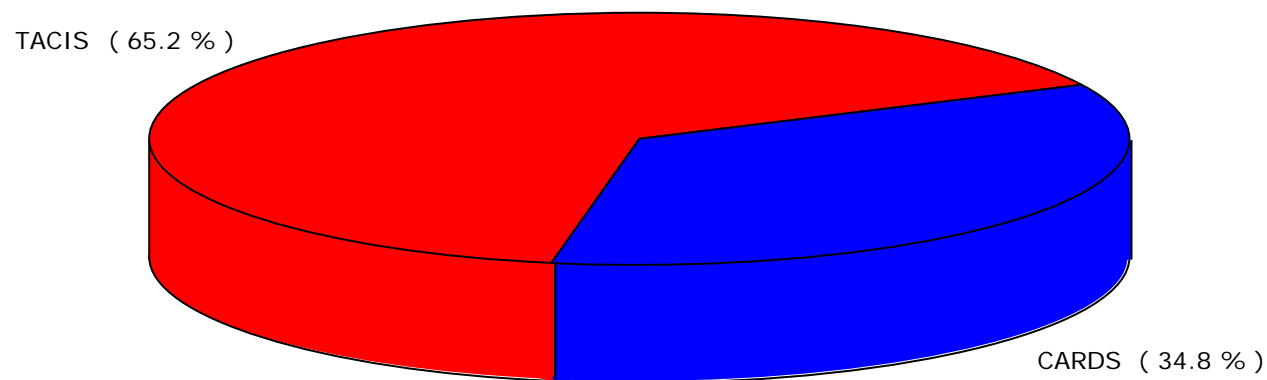




Overall statistics on selected applications: CARDS/Tacis breakdown

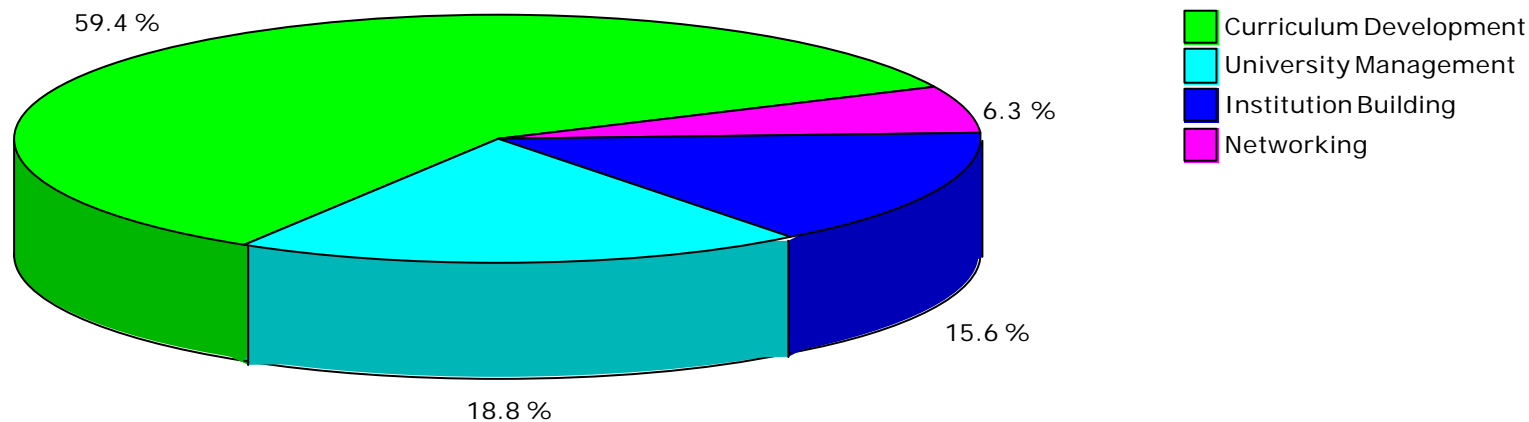
Programme	Quantity	%
CARDS	32	34.8 %
TACIS	60	65.2 %
Total:	92	





Overall statistics on selected applications: by Programme and Project Type

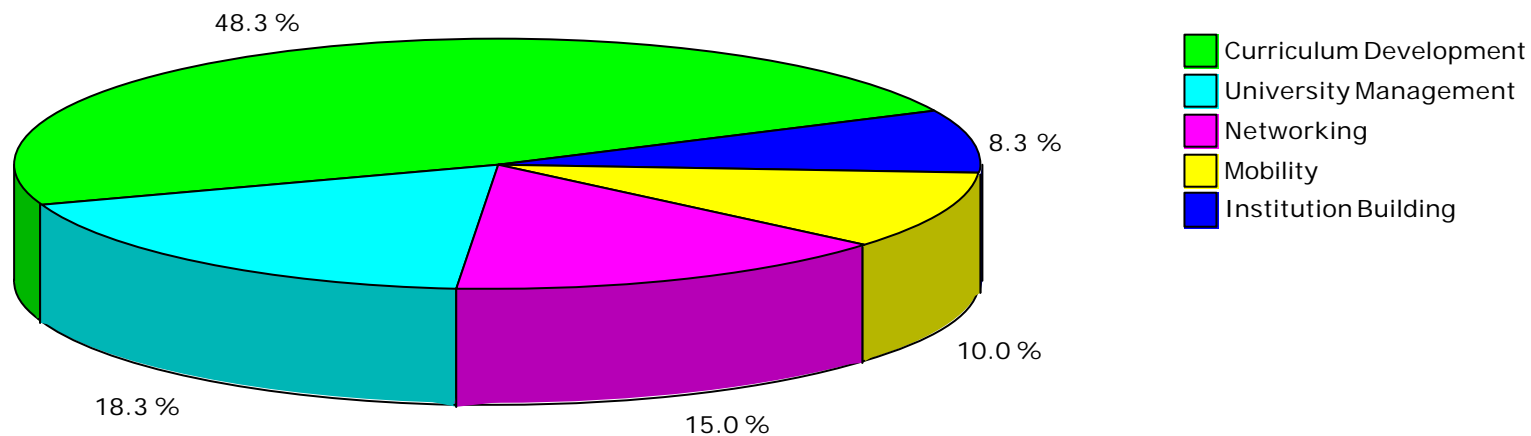
CARDS			
Project Type	Quantity	%	
Curriculum Development	19	59.38 %	
University Management	6	18.75 %	
Multiplier	2	6.25 %	
Institution Building	5	15.63 %	
Total:	32		





Tempus

TACIS			
Project Type	Quantity	%	
Curriculum Development	29	48.33 %	
University Management	11	18.33 %	
Multiplier	9	15.00 %	
Institution Building	5	8.33 %	
Mobility	6	10.00 %	
Total:	60		





**Overall statistics on selected applications:
by Programme and Contractor's Country**

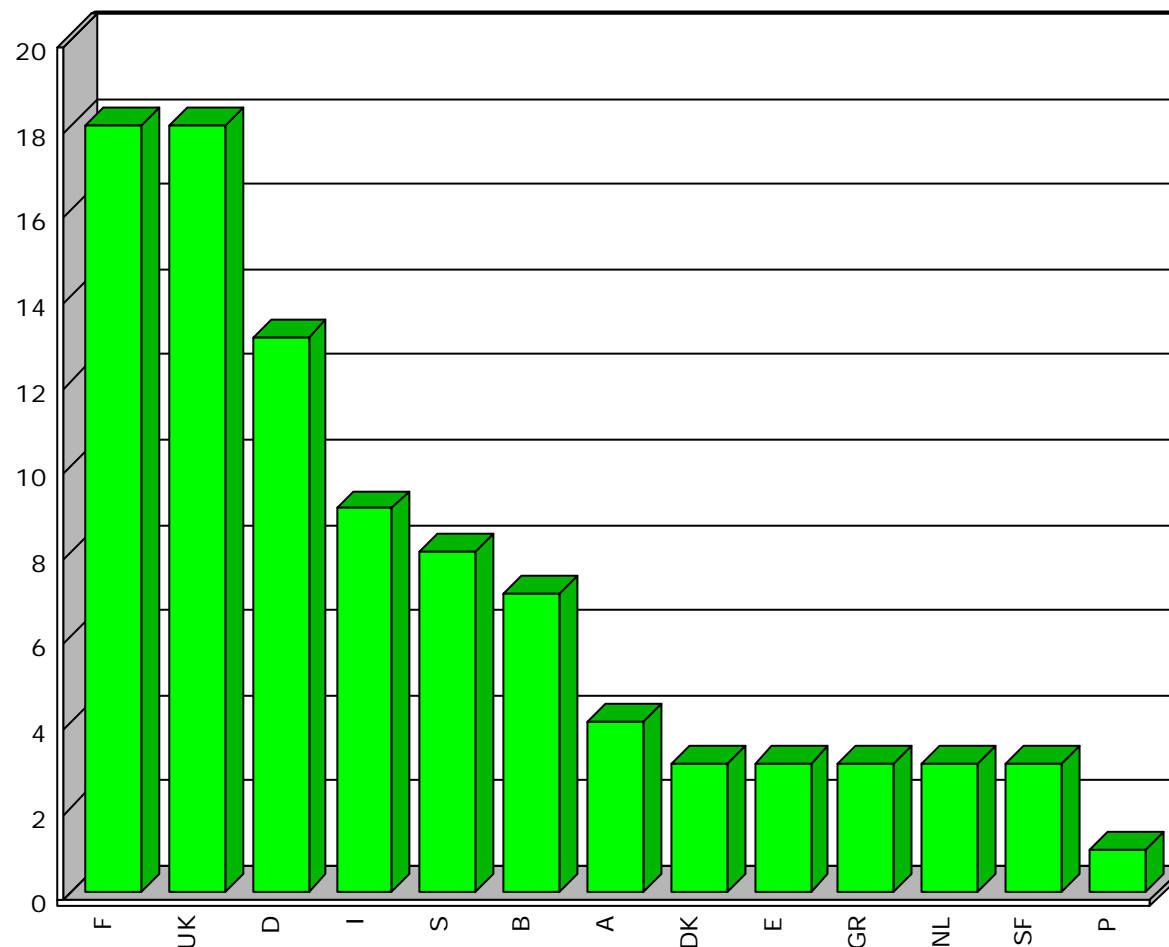
CARDS		
Contractor's Country	JEPs Received	%
France	6	18.75 %
Germany	6	18.75 %
Italy	6	18.75 %
United Kingdom	5	15.63 %
Greece	3	9.38 %
Austria	2	6.25 %
Belgium	1	3.13 %
Portugal	1	3.13 %
Spain	1	3.13 %
Sweden	1	3.13 %
Total:	32	

TACIS		
Contractor's Country	JEPs Received	%
United Kingdom	13	21.31 %
France	12	19.67 %
Germany	7	11.48 %
Sweden	7	11.48 %
Belgium	6	9.84 %
Denmark	3	4.92 %
Finland	3	4.92 %
Italy	3	4.92 %
Netherlands	3	4.92 %
Austria	2	3.28 %
Spain	2	3.28 %
Total:	61	



Overall statistics on selected applications: by Contractor's Country

Contracting Country	Quantity	%
Austria	4	4.3 %
Belgium	7	7.5 %
Denmark	3	3.2 %
Finland	3	3.2 %
France	18	19.4 %
Germany	13	14.0 %
Greece	3	3.2 %
Italy	9	9.7 %
Netherlands	3	3.2 %
Portugal	1	1.1 %
Spain	3	3.2 %
Sweden	8	8.6 %
United Kingdom	18	19.4 %
Total:	93	





Overall statistics on selected applications: by Target Country

Target Country	Quantity	%
ALB	7	7.6 %
ARM	3	3.3 %
AZB	4	4.3 %
BIH	6	6.5 %
BR	6	6.5 %
FYROM	9	9.8 %
GEO	5	5.4 %
HRV	5	5.4 %
MNG	2	2.2 %
Multicountry	7	7.6 %
RF	25	27.2 %
UKR	9	9.8 %
UZB	4	4.3 %
Total:	92	

